OpenTex®

Purgo Dental Biologics Solution



Purgo Dental Biologics Solution

Leading the New Standard of Regeneration

Founded in 1999, Purgo Biologics strives to become one of the leading global companies in oral health care with its focus on safe biomaterials for soft tissue and bone regeneration.
Based on the specialized experiences accumulated by our outstanding research personnel, Purgo Research and Development Center based in Seoul is thriving to become the best in the world, specifically in the expertise of oral biomaterials for soft tissue and bone regeneration. All members in Research and Development Center are pursuing the optimized technical developments with various clinical studies, cooperative research with the governments, clinicians and educational institutions.

The solutions manufactured by Purgo are gaining fame throughout the world and Purgo's solutions are widely accepted by global dentists from more than 30 countries.

Our production site is complying with the most international quality standards and regularly inspected by international agencies. Each production stage of our biologics solutions are controlled from the selection of the raw material to the final product.

Availability of words may vary from country to country.

Purgo Biologics is not just a manufacturer of bone grafting biomaterials.
Our commitment goes far beyond products: we develop high-performance biological solutions designed to support optimal regeneration of both hard and soft tissues.
At Purgo Biologics, every innovation is guided by one fundamental principle : respect for biology.
Our solutions are biocompatible, effective, and developed without biological compromise, supporting natural regenerative processes and delivering reliable, long-lasting outcomes.
Because regeneration is not about filling, but about rebuilding, Purgo Biologics stands as the biological choice in bone and tissue regeneration.
Purgo Biologics — THE Right Choice !

Purgo Biologics



THE Graft™
Natural bone graft
Page 4 to 9

THE Graft Collagen
Collagenated bone block
Page 10 to 13

THE Cover™ [Flex-Stiff]
Natural resorbable collagen membrane
Page 14 to 17

THE Cover™ Xtend
Peritoneum resorbable collagen membrane
Page 18 to 21

THE Cover™ Pericardium
Pericardium resorbable collagen membrane
Page 22 to 25

OpenTex®
Non-resorbable PTFE membrane
Page 26 to 29

OpenTex® -TR
Non-resorbable PTFE titanium reinforced membrane
Page 30 to 33

Biotex®
Non resorbable PTFE suture
Page 34 to 37

Make smart decision with smart alternative !



OpenTex®



OpenTex® Non-Resorbable PTFE Membrane is a pure medical-grade polytetrafluoroethylene (PTFE) sheet with inert biological features and predictable barrier effect.

Non-resorbable membrane is sustainable for surgical procedure with no primary closure. OpenTex® Membrane is ideal for space-making feature providing enough space for host cells to adhere to grafting materials. OpenTex® is supplied sterile for single use only and available in various sizes. [7]

The Evolution of PTFE Membrane

1980s

1st Generation

1st is considered the gold standard in barrier membranes.



1994

2nd Generation

d-PTFE membrane



2010

3rd Generation

With its microporosity, OpenTex is considered to be a novel barrier membrane. It is especially suitable for bone regeneration and soft tissue management of an extraction socket after immediate implant placement.



[7] Alveolar ridge preservation using an open membrane approach for sockets with bone deficiency: A randomized controlled clinicat trial Dong-Joo Sung DOS, MSD1 1 Hyun-Chang Lim DOS, PhD2 I Dong-Woon Lee DOS, Ph01 Clin Implant Dent Relat Res. 2018; 1-8

Non-Resorbable PTFE membrane

Indications

GBR (Guided Bone Regeneration)

- Simultaneous use of GBR membrane and implants.
- Augmentation around implant placed in immediate extraction sites or delayed extraction sockets.

GTR (Guided Tissue Regeneration)

- Filling of bone defects after root resection, removal of cysts, and removal of retained teeth.




T01


T02

Primary Closure

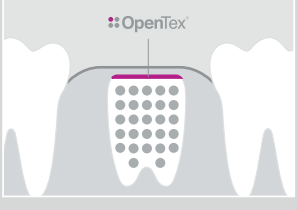

Non-Primary Closure

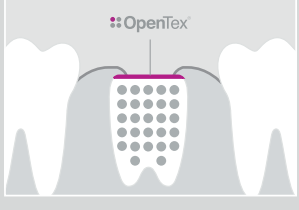

Specifications

OpenTex®

Item NO.	Size	Packaged	Shape Image
OpenTex_T01	24 mm x 30 mm	1 EA	
OpenTex_T02	17 mm x 25 mm	1 EA	

OpenTex® Main Features

Non-Resorbable

- 100% medical grade PTFE membrane.
- Biologically inert and chemically non-reactive.
- Healing procedure is not interfered with membrane absorption.

Microporous

- Promote the gingival tissue attachment.
- Enhances ease in the interstitial fluid circulation.
- Resist the bacteria infection and fibroblast cells migration.

Minimally Invasive

- Rapid recovery of soft tissue.
- Primary Closure is not necessary.
- Virtually impervious to bacteria.
- Minimum flap reflection or dissection. Safe from bacteria infection, even in the event of the exposure.

Withstands Exposure

- Protect the tissue regeneration site.
- Regenerated underlying tissue can be evaluated.
- Provide a proper environment for the growth of blood vessel and osteogenic cells.

OpenTex® Benefits

Soft Tissue Obtaining

Aesthetic Implant Restoration

Natural Saliva Passage

Minimally Invasive

OpenTex® Strenghts

1 Stability :
Non-resorbable PTFE Membrane offers enough healing time to bone regenerative process.

2 Biologically inert :
PTFE is soft tissue friendly so it is ideal material as a barrier for bone regenerative process.

3 Withstands to exposure :
PTFE Membrane withstands to exposure since it is impervious to bacteria due to their barrier function.

Characteristics of OpenTex® [8]

Impervious to Bacteria

Most of Oral Bacteria is larger than 1um. OpenTex® is micro-porous material that has the pore size small enough to prevent bacterial infiltration.

Biocompatible, OpenTex® facilitates cell adhesion on the surfaces.
Test performed shows that the surface of OpenTex® is not toxic causing cells to adhere well on the surface.

General Oral Bacteria

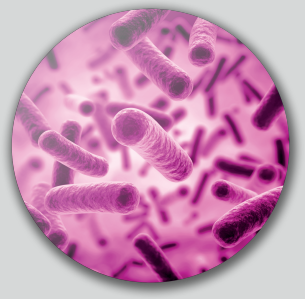

> 1 µm

The matter is PORE SIZE

24 Hours for five cells adhesion cases on OpenTex® surface
(SEM : Scanning Electron Microscope)

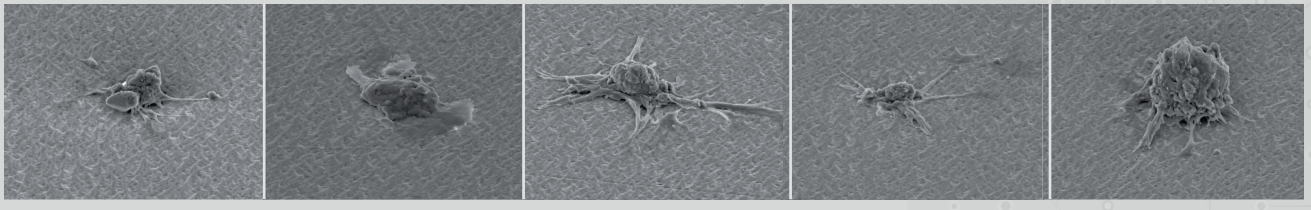

[8] Review of pore sizes effect on OpenTex®/OpenTex®-TR PTFE Membrane

Recommended

Classification	BONE GRAFT		MEMBRANE						SUTURE
	Xenograft	Xenograft with collagen	Resorbable collagen membrane				Non-resorbable PTFE		PTFE Suture
	THE Graft	THE Graft Collagen	THE Cover Flex	THE Cover Stiff	THE Cover Xtend	THE Cover Pericardium	OpenTex	OpenTex-TR	Biotex
Management of contained extraction socket	●	●	●		●	●			●
Management of non-contained extraction socket	●	●		●		●	●	●	●
Augmentation of minor bone defect	●	●	●		●	●			●
Augmentation of major bone defect	●			●		●	●	●	●
Sinus floor augmentation	●	●	●	●	●				●
Periodontal defects	●	●	●	●	●	●			●
Peri-implantitis	●	●	●	●	●	●			●
Immediate implant	●	●	●	●	●	●			●
Soft tissue volume		●							●

Scientifically supported and clinically-proven products

53+ Countries Approval

34+ Countries Sales

59+ Papers Published

30+ Papers SCI Journal



Purgo Dental Biologics Solution
Purgo Biologics Inc.

812, 27, Dunchon-daero 457beon-gil,
Jungwon-gu, Seongnam-si,
Gyeonggi-do, 13219, Korea
Tel: +82 70 4827 5352
Made in Korea
www.purgobio.com

EU Importer
Purgo Biologics Europe

1 Square Felix Bloch,
Pôle Activ' Ocean,
85300 Challans, France
Tel: +33 (0)2 28 10 61 02
E-mail: europe@purgobiologics.com
www.purgo-europe.com

EU Authorized Representatives
OBELIS S.A

Bd. Général Wahis, 53
1030 Brussels, Belgium
Tel: +32 2 732 59 54
Fax: +32 2 732 60 03
E-mail: mail@obelis.net
www.obelis.net

THE Graft™ ,OpenTex®,
OpenTex® TR, Biotex®,
THE Graft™ Collagen,
THE Cover™.

Clinical Case Book #1

Clinical Case Book #2

Copyright 2026, Purgo Biologics Inc, all rights reserved. PN: EU_CA_OT_202603 (Rev.0)